

Spring Valley Gardens

Local Growers & Gardening
Specialists Since 1975



OUR MISSION

is to offer you locally grown, reasonably priced varieties of plants acclimated to your surroundings.



Division of Spring Valley Greenhouse, Inc.
Your Best Source for Annuals • Perennials • Bulbs • Specialty Plants

3100 County Road 10 • Canandaigua, NY 14424 •

585-396-1460 • Fax 585-289-2078 • www.svgplants.com • email: info@svgplants.com



What's Inside?

- Schedule Of Events..... 2
- Eating From the Garden 2-3
- New Varieties 3
- Calendar of Events 4-5
- 10 Trees to Replace Those Dying Ash Trees..... 6
- Boxwoods Beware..... 6
- A Natural Approach to Your Garden 6
- Care for Newly Planted Shrubs and Trees 7
- 2024 Perennial Plant of the Year..... 7
- Creating a Cut Flower Garden..... 7
- Plant Here, Leave the Mess With Us..... 8
- Landscaping Services 8

SPRING 2024

Welcome to our Spring 2024 newsletter. This is our 49th year in business and our 22nd year at our Canandaigua location and we are very excited about getting to spend another season serving your gardening needs.

As the world's population continues to increase, it becomes more important than ever for us to take care of the environment that we interact with on a day-to-day basis. Our mission is to help you to accomplish that by providing you with the knowledge and the best horticultural products available today.

This year we are continuing the full flat sales of petunias, marigolds, begonias, and impatiens at 2023 prices. Our Memorial Day planters will also be the same price as last season.

May 4th and 5th will be our annual plants that need a home sale. These are all perennials in our greenhouses that may be missing a tag, last plant left, or a variety we are no longer growing. These are all 2-year-old plants for \$5.00. We are also giving a free perennial starter plug with any purchase this weekend.

Ladies' Night Out planting party has continued to be a big success, so we are repeating it for four nights: May 13th-May 16th. There is a limit of 20 per night so get your reservations in early. It is a great deal because you get free soil and a 10% discount on all plants.

Please check the calendar of events for all other sale events. We're looking forward to seeing all of you this coming spring season. As always, thank you for your continued support.



SPRING VALLEY GARDENS QUALITY GROWERS SINCE 1975

Our Mission is to offer you locally grown, reasonably priced varieties of plants acclimated to your surroundings.

SCHEDULE OF EVENTS 2024

Our doors will open for the 2024 season on Monday, April 1st. We are celebrating 22 years at our Canandaigua Garden Center.

April Hours: Monday-Saturday 9am-5pm. Closed on Sundays. Starting Wednesday, May 1st our hours change to Monday-Friday 9am-6pm; Saturday and Sunday 9am-5pm. Our greenhouses will be full of spectacular plants, trees, and shrubs to add color and excitement to your home and garden, including those hard to find items, old time favorites, as well as the newest varieties for 2024. We will supply you with the varieties and cultivars of plants that are best suited for your growing area. Start your garden planning right from the comfort of your home and visit us on Facebook, Instagram, and our website at www.svgplants.com.

Senior Citizens Day

is every Wednesday during the season. Anyone 65 and older receives a 10% discount on their purchase. (Discounts do not apply to special orders or sale items.)

Welcome Spring Weekend - May 4-5. Free Starter Perennial, grown in peat pots ready to plant, one free plant per purchase. Enter our drawing for the chance to win 2 Free Hanging Baskets.

Plants That Need A Home Sale - May 4-5. Shop a selection of quality perennials and shrubs that may have lost their identification tag, be a little pot bound, or just happen to be a

variety we no longer carry. These plants need a home and will flourish with just a little patience and care. This is a great opportunity to save a bundle for someone who needs to replant or fill an area.

Mother's Day Hanging Basket Special May 9-12 –Mother's Day Hanging Baskets for just \$16.99 while supplies last. Planters, Ride the Wave Petunia Packs, cards, and gifts available! Kids receive a free plant to give to Mom on May 11th & 12th.

Special of the Week May 9-12 – Jumbo flat of 48 Petunia plants for \$18.99. Available in rose, blue, and mixed colors (while they last). No mixing of colors please.

Ladies Night Out Planting Party – May 13, 14, 15, and 16 at 6:00pm. Free – Call for reservations (585-396-1460). This event will be by reservation only and will be limited to 20 people per night. This will be our 13th annual planting party in Canandaigua. Bring your own container and we will give you a 10% discount on your plants, and also on any containers you purchase this evening only. We will provide the soil, planting secrets, and design tips.

Special of the Week May 16-19 – Jumbo flat of 48 Marigold plants for \$18.99. Available in orange, yellow, mixed and bicolor (while they last). No mixing of colors please.

Special of the Week May 23-27 – Jumbo flat of 48 Waxed Leaf Begonias for \$19.99. Available in rose, white, scarlet, and mixed colors. Also available: Disease-Resistant Beacon Impatiens – Jumbo flat of 48 plants for \$19.99. Mixture of colors available – while they last. No mixing of colors please.

Memorial Day Weekend Special May 23-27 – Patriotic Planter Special available for just \$18.99. While supplies last. Open from 9:00am - 5:00pm on Memorial Day.

Summer Flowering Container Sale – Begins June 1. Large selection of flowering planters with prices starting at \$24.99. These beautiful containers make the perfect addition to your deck or patio, just in time for summer gatherings.

Fresh hanging baskets arriving weekly starting in June.

Closed July 4th.

Summer Sizzler Sale starting July 5 – Check our website or visit us on Facebook and Instagram for details.

EATING FROM THE GARDEN

Imagine: It's mid-summer, you've just knocked off work, and if you're like me you're wondering, "What's for dinner?" One of my favorite things is watering the garden while I "pick my dinner." There's really nothing quite like stepping through the garden gate and grabbing a basket full of fresh veggies, coming up with a meal, and maybe grabbing a bouquet of flowers while you're at it! I love fresh roasted eggplant with Parmesan, chicken, and mozzarella. Last year we made a bean salad with nasturtium leaves, squash blossoms, and fresh dill! Nasturtium leaves offer a fresh, peppery flavor. I also find myself with an over-abundance of zucchini come September and really enjoy learning new ways to use them. Have you ever had roasted zucchini and summer squash slices on a pizza? Add it to your list—with some fresh basil and mozzarella, of course. Lately, one of my favorite things is using herbs and other garden goodies to make specialty cocktails. Spring Valley has a wide variety of herbs that can enhance your favorite drink – right from your own garden! Here's one of my favorite drinks, great for a Sunday morning brunch:

Rosemary & Black Raspberry Champs:

Make a simple syrup (one part sugar, one part water). I usually do a small batch of ½ cup each. When sugar is dissolved, add one part fresh black raspberries and remove from heat. Muddle the berries and let cool. Strain the syrup. Dip the rim of a champagne glass in the syrup and then in granulated sugar. Fill glass with champagne, leaving a little room at the top. Using a spoon, slowly add some of your simple syrup so that it settles to the bottom of the glass. If you tilt the glass and let it pour down the inside of the glass, the density difference will keep your syrup from mixing and you'll get a gorgeous contrast of the champagne with the raspberry syrup on the bottom. Cut a 3-4" sprig of rosemary (or smaller depending on the size of your glass), pinch and slide your fingers down the sprig to "activate" the aromas. Add to your glass, garnish with a couple more berries, and enjoy!

Spring Valley also offers a wide variety of different mints – have you tried the Pineapple or the Chocolate mint? I love these as fresh mint in an otherwise classic mojito. Always be sure to plant your mints in a container—they like to take over the garden!

Be sure to follow our Facebook and Instagram for more ideas throughout the season on how to use your garden in new, delicious ways. I'm looking forward to sharing some of my favorites with you!

NEW VARIETIES



Echinacea Double Scoop™ Watermelon Deluxe

This new variety of *Echinacea* features an eye-catching double flower form. Its blooms are a brilliant shade of hot pink, and have a nearly black eye when first opening. 'Watermelon Deluxe' is a more compact, better branched variety with even more blooms than your average coneflower. This variety has great heat and drought tolerance, and is deer resistant. It can tolerate light shade, but truly thrives in full sun. Blooms first appear in early Summer through late Summer, and deadheading spent blooms can prolong bloom time. Its mature size is about 22-24" tall and 18-20" wide. Pollinators love *Echinacea*, and this variety is no exception - it is sure to bring butterflies to your garden!



Lewisia cotyledon

Lewisia is a hardy, long-blooming perennial with a really unique appearance. Its blooms are dainty yet strikingly beautiful. Its dark green foliage resembles that of a

succulent in that it is fleshy and grows in a rosette arrangement. Bright shades of pink flowers begin to bloom in late Spring and grow in plentiful clusters. This variety continues blooming through early Fall. Its long bloom time makes it a favorite of pollinators. *Lewisia* appreciates a well draining soil, and does well in full sun to part shade - ideally, morning sun and some afternoon shade. It grows to about 8-10" tall and has a compact habit, which makes it a great plant for rock gardens or as a border plant in beds. We're excited to be growing this new perennial this year - give it a try in your garden this season!



Rhoeo 'Amber Waves'

Rhoeo is a relative of the *Tradescantia* family, and it can be used in annual plantings in beds and containers, or brought inside as a houseplant. It is known for its unique colors, and this variety stands out with its golden colored foliage. Its fabulous color and spiky texture will make a fun addition to annual beds or containers. It's an easy to grow plant whether inside or outside. Indoors, it will prefer a bright light, and outdoors, it will thrive in full sun to part shade. For the best color, strong light is helpful, but avoid too much afternoon full sun. It grows to about 8-12" tall and wide, with a mounding growth habit. It's a beautiful but low-maintenance plant that will add a fun, tropical flair to your planters and beds.





Calendar of Events

585-396-1460

3100 County Road 10
Canandaigua, NY 14424





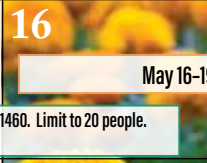




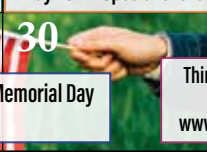
www.svgplants.com

April 2024

Sunday	Monday	Tuesday	Wednesday	Thursday	Friday	Saturday
	1 Open for the Season! April Hours: Mon-Sat: 9am-5pm, Closed Sun.	2 Start planning your garden strategies for this season.	3 Senior Citizens Day 10% Discount. Anyone 65 & older (not on special orders or sale items)	4 Rake debris from your gardens.	5  Prune roses and clematis. Plant peas early for best results!	6 Start preparing your soil. Add peat moss or manure for best finished results.
7 This is a great time to give your trees and lawn a spring feeding.	8  April is a good month to plant trees and shrubs.	9 Time to look for your quality gardening tools. We carry a great selection!	10 Senior Citizens Day 10% Discount Anyone 65 & older (not on special orders or sale items)	11 This is a good time to prune and thin out overgrown trees and shrubs.	12  Put your peony cages in place.	13 April is a good time to think about your gardening needs.
14 Clean out your empty beds to dispose of perennial weeds.	15 Watch your asparagus grow. Time to plant radishes while it's still cold.	16  Start thinking about Mother's Day! We carry cards & gifts.	17 Senior Citizens Day 10% Discount Anyone 65 & older (not on special orders or sale items)	18  Mulching now will save lots of work in weeding throughout the summer.	19 20 Think of Spring Valley Gardens for Landscaping, Consulting Services, and Insurance Needs.	
21	22 EARTH DAY 	23	24 Senior Citizens Day 10% Discount Anyone 65 & older (not on special orders or sale items)	25 Be patient when planting annuals, vegetables, and tender perennials. It is still early & soil temperatures are still cold.	26 ARBOR DAY!	27 Plant a tree for Arbor Day! We have a wide variety of trees to choose from.
28 	29 	30 We carry quality bulk mulch in 3 different colors!		Check out our website at www.svgplants.com Follow us on Facebook & Instagram!!		

May 2024









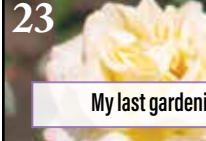

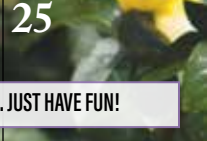



May Hours: Monday - Friday 9am-6pm · Saturday & Sunday 9am-5pm

Sunday	Monday	Tuesday	Wednesday	Thursday	Friday	Saturday
		May Hours: Mon-Fri 9am-6pm Sat-Sun 9am-5pm	1 Senior Citizens Day 10% Discount Anyone 65 & older (not on special orders or sale items)	2 Safe to plant Cauliflower, Dianthus, Dusty Miller.	3 It's a pansy party! Pansies have been known for years as a flower with a happy face. Bring a smile to your garden.	4 Welcome Spring weekend! Free Starter Perennial plug with any purchase. Plants That Need A Home Sale
5 Welcome Spring weekend! Free Starter Perennial plug with any purchase. Plants That Need A Home Sale	6 Good time to apply All Seasons Grub Control to your lawn.	7 	8 Senior Citizens Day 10% Discount Anyone 65 & older (not on special orders or sale items)	9 Time to plant containers for decks and patios, this way they will be grown in for Memorial Day.	10 Safe time to plant Petunias (weather permitting)	11 Mother's Day Specials: Hanging baskets, planters, ride the wave petunia packs, cards & gifts
12 Mother's Day Specials: Hanging baskets, planters, ride the wave petunia packs, cards & gifts	13 Don't forget vines when choosing plants for your landscaping.	14 	15 Senior Citizens Day 10% Discount Anyone 65 & older (not on special orders or sale items)	16  17 May 16-19 Special of the Week - Marigolds!		18 We carry quality bulk mulch in 3 different colors!
Ladies Night Out Planting Party May 13, 14, 15, 16 - 6pm FREE, Reservation only, call (585)396-1460. Limit to 20 people. 10% off plants & containers!						
19 Be careful not to over fertilize annuals as they will produce too much foliage instead of blooms!	20 	21 Weather permitting, start planting Cucumbers, Squash, Melons	22 Senior Citizens Day 10% Discount Anyone 65 & older (not on special orders or sale items)	23 	24 Put tomato cages on newly planted tomatoes	25 Time to plant Impatiens & Begonias. (Weather Permitting)
May 23-27 Special of the Week - Waxed Leaf Begonias & Disease Resistent Impatiens!						
26	27 MEMORIAL DAY! Store Hours: 9am-5pm Memorial Day Planters \$18.99	28 	29 	30 	31	Think of Spring Valley Gardens for Landscaping, Consulting Services, and Insurance Needs. Visit our website at www.svgplants.com ! Follow us on Facebook and Instagram!
May 23-27 Special of the Week - Memorial Day Planters just \$18.99!						

Think of Spring Valley Gardens for Landscaping, Consulting Services, and Insurance Needs.

June 2024

Instead of keeping the same plants all three seasons in your containers, change them out one or two times. This will give you a fresh new look every 2-3 months!

Sunday	Monday	Tuesday	Wednesday	Thursday	Friday	Saturday
						1 Summer Flowering Container Sale Begins. Prices starting at \$24.99
2 Remove blooms to encourage more flowers. This is a good week to plant pumpkin seeds for Halloween	3 June is PERENNIAL MONTH! Pruning back most perennials after they bloom improves their appearance and promotes new growth.		5 Senior Citizens Day 10% Discount Anyone 65 & older (not on special orders or sale items)	6 Ideal time to plant late cauliflower. We grow some just for the occasion.	7 We carry quality bulk mulch in 3 different colors!	8 Last good weekend for planting tomatoes
9 Prune and shape flowering shrubs that bloomed this Spring.	10 We carry Father's Day cards and gifts.	11 Time to add plants and fish to water gardens. Houseplants can be moved to summer quarters.	12 Senior Citizens Day 10% Discount Anyone 65 & older (not on special orders or sale items)	13 14 15 Open all Summer and Fall! Check our Ads, Website, and Facebook for updated hours and sales. Open 7 days a week, closed July 4. Summer Sizzler Sale starting July 5. All Sales will be posted on our website and on our Facebook page.		
16 Happy Father's Day! Gifts and cards available!	17 Think of Spring Valley Gardens for landscaping, consulting services, and insurance needs.		19 Senior Citizens Day 10% Discount Anyone 65 & older (not on special orders or sale items)	20 	21 	22 Fresh hanging baskets arriving weekly, starting in June!
23 	24 	25 	26 Senior Citizens Day 10% Discount Anyone 65 & older (not on special orders or sale items)	27 	28 	29/30 
My last gardening tip for this season is to... JUST HAVE FUN!						

10 TREES TO REPLACE THOSE DYING ASH TREES

Here is a list of trees that are mostly native to the eastern United States and are relatively low maintenance, disease and insect free.

- ***Cladrastis kentukea* (yellow wood)** This is a rare tree that is on the endangered species list. It grows about 40 feet tall and wide. It has white flowers in late May and a yellow fall color. It has very few insect or disease problems. Smooth grey bark like a beech.
- ***Carpinus Caroliniana* (American Hornbeam)** A small growing tree 20-30' tall. Nice for small properties. Shiny green foliage that turns brilliant red in fall.
- ***Celtis laevigata* (Hackberry)** This is another native that is rarely used in the landscape. Medium size tree with deep cut foliage and arching branches.
- ***Ginkgo Biloba* (ginkgo)** One of oldest varieties of trees on the planet. Interesting bark with fan shaped leaves. Leaves can be made into tea, which is said to increase memory. Leaves are bright yellow in the fall. Slow growing, but has a very long-life expectancy.
- ***Aesculus glabra* fort McNair (pink horse chestnut)** This is a new pink variety of horse chestnut that is resistant to the leaf burn that other chestnuts experience. Beautiful pink clusters of bloom cover this tree in the spring.
- ***Acer crimson sunset* (crimson maple)** This is a cross between *acer truncatum* and *acer plantanoides*) which is a non-invasive red leafed maple that replaces the invasive crimson king maple.
- ***Quercus bicolor* (swamp white oak)** This is an oak that will tolerate wet areas but will also tolerate other soils. Very long-lived species. Has reddish fall color.
- ***Stewartia* sp. (stewartia)** This is a very small tree with beautiful white flowers in spring. Slow growing, which makes it a good choice for small properties.

- ***Amelanchier autumn brilliance* (Autumn brilliance service berry)** Another small tree or multi-stemmed shrub with white flowers in the spring and bright foliage in the fall. Tolerates all soils also.
- ***Gleditsia Triacanthus inermis* (thornless honey locust)** A good tree for not so perfect soil. Small leaves which give light shade. Also available in a yellow foliage variety.

These are a few trees that we offer. Come in and see our big selection. We have both container grown trees and balled and burlapped trees in our tree area.

BOXWOODS BEWARE

Boxwood trees and shrubs are a common sight amongst landscapes here in New York. Commonly used in hedges or cut into extravagant shapes, the boxwood is sure to stand out in any environment. But are our beloved green bushes under attack? Enter *Cydalima perspectalis*, the "Box Tree Moth." Native to the eastern hemisphere, the box tree moth has recently made landfall in western New York, bringing with it an insatiable hunger for your hedgerows. The larvae devour the leaves, leaving behind little for the boxwood to survive. Once the caterpillars have finished their feast they will form a pupa, and soon become the dreaded moth. These adult moths are brown and white and have a wingspan of about 1.5 inches. Once at maturity, they will go on to lay eggs and repeat the cycle about two times during the season. Now this all sounds horrible, but should you worry? Well, behind the scenes in the gardening world a constant arms race is going on between pests and pesticides. Eventually something that protects boxwoods will be found, but until then it is important to stay vigilant. If you notice your boxwoods struggling this year it would be a good idea to check for these malicious vermin. Bugs like to hide, so make sure you get down in your boxwood

and check around the stem. Look for signs of damage like nibbled leaves and the silky fibers the larvae leave behind. The larvae are a light green to yellow shade with black spots and white spines and could be mistaken for other common caterpillars such as monarchs. Be sure to also check leaves for eggs, which look like tiny white dots. And what do you do if you spot an infestation? Report it! Further resources can be found on aphis.usda.gov.

A NATURAL APPROACH TO YOUR GARDEN

Many gardeners would prefer to take a more natural approach to fertilizing and insect control. Two of our favorite natural fertilizers are Espoma and Neptune's Harvest. Both types are excellent products to use on a yearly, monthly, or even weekly basis depending on your needs. Espoma fertilizers are generally applied once or twice a year. Neptune's Harvest is primarily used for your annuals and vegetables, and it is best to apply weekly. These natural fertilizers are a great addition to your garden. They help plants produce better blooms, promote strong root development, and make for healthier plants overall.

Insect control can be a problem we all face in the garden and we have several natural options to prevent and handle insects. A few of our favorites for insect control are Pyrethrin, BT, insecticidal soap and Captain Jack's dead bug brew. All of these methods are a natural but effective way of controlling those pesky bugs.

When rainy weather and cold nights mix, you can sometimes find yourself faced with blight, powdery mildew, or fungus problems. We have organic options for these, such as copper fungicide. Organic products may need to be applied more frequently, but with patience and regular applications you can see really great results, and avoid using stronger chemicals. If you have any questions, please stop in and talk to us about protecting your garden in a natural way!

CARE FOR NEWLY PLANTED SHRUBS AND TREES

Here are some common care tips for newly planted shrubs and trees.

#1 Usually if compost or fertilizer is added at time of planting, you will not have to fertilize the first year.

#2 Plants should have 1.5-2" of mulch added at time of planting. This helps the soil to stay moist and prevents weeds from competing with new transplants.

#3 Soak soil really well at time of planting to remove all air between root ball and soil.

#4 Monitor the weather. If we get one inch of rainfall per week, you probably will not have to water, especially if you have heavy clay soil. If you have sandy or gravelly soil you will probably have to water once a week for the first season.

#5 Check under mulch and see if soil is moist. If plants are not wilted you will not have to water.

#6 If you get 2 or 3 weeks without rain you will have to water.

#7 When you water, soak soil completely. This could mean 5 gallons for a shrub and 10 gallons or more for a tree. If you do this you can go 1-2 weeks between watering.

#8 Do not water every night. This will more than likely cause roots to rot and usually when this happens there is no bringing the plant back.

#9 If you plant in the fall and plants are watered well at the time of planting, you will likely not have to water the first year unless there is a 2- or 3-week period of drought.

#10 Be sure to remove all stakes and ties after one year. Failure to do this could result in girdling of the tree, which will cause death.

#11 Fertilize the second year. Trees especially will put on double the growth per year if they are nourished. The best method is to broadcast fertilizer from the dripline out at a rate of two pounds nitrogen per year per 1,000 square ft. For a 10-10-10 fertilizer (which is 10% nitrogen), you would use 20 pounds per thousand square feet. So, on a small shade tree with a hundred square feet of canopy, you would broadcast two pounds of a 10-10-10 fertilizer.

#12 On acid loving plants such as oaks or dogwoods be sure to use an acid-based fertilizer.

#13 Most retail fertilizers have rates on the bag. Be sure to follow them because using too high of a rate can cause root burn and kill the plant. Less is sometimes better than too much.

CREATING A CUT FLOWER GARDEN

Clipping fresh cut flowers from your garden is a great way to bring color into your home! Cut flower gardens are specifically created for cutting and creating bouquets and arrangements. Here are a few tips for creating your own cut flower garden at home!

1. When planning your garden, select flowers with different blooming times. This allows you to enjoy fresh cut flowers throughout the growing season.

2. Choose plants with a wide variety of colors, shapes, and textures including plants, flowers, and greenery to make your bouquets full. Your garden is completely customizable!

3. Plant your garden in a sunny location that gets 6 or more hours of sunlight a day.

4. If you don't have a lot of space at home to plant a full cut flower garden, consider integrating annuals and perennials into your landscape or vegetable garden.

5. Plant your garden in an area with nutrient rich, well draining soil. You can add compost or fertilizer to improve soil quality, draining, and improve bloom production.

6. Take note of certain plants in your garden, they may need support, stakes, nets, etc. And others may need frequent pruning or deadheading to help them thrive.

7. When choosing where to plant your garden consider planting it somewhere you will see it or pass by it every day. For example, outside a frequently passed window, along a sidewalk or walkway, and even in front of your house. This way you can enjoy and appreciate your beautiful blooms when passing by.

8. Raised beds are a good option when it comes to planting your garden. They can make your plants much easier to care for and easier to access when cutting flowers, and overall give off a much tidier look.

9. Spread mulch around the base of your plants to help retain moisture and suppress weeds.

10. When watering your plants, water them in the morning or the evening when they aren't in full sun. Wet leaves in full sun could scorch your plant.

2024 PERENNIAL PLANT OF THE YEAR

Phlox paniculata



Phlox paniculata Jeana was chosen to be perennial plant of the year by the perennial plant association. This tall phlox is extremely resistant to powdery mildew, which makes its dark green foliage attractive even without flowers. This is a good mid-

season perennial that is a stand out in the garden. It is said to attract 10 times the butterflies that other *phlox* varieties attract. Its sturdy stems grow to about 3' tall and forms a clump of about 3' round. Deadheading spent flowers will encourage more bloom. Jeana is reliable, beautiful, and easy to grow and a must for every garden.

Previous Years' Perennial of the Year:

2023 Perennial - *Rudbeckia* 'American Gold Rush' – Full Sun, Zone 4-9

2022 Perennial - *Schizachyrium Scoparium* (Little Bluestem Grass), Full sun, Zone 3-10

2021 Perennial - *Calamintha Nepeta* – Full Sun, Zone 4-9

2020 Perennial - *Aralia* 'Sun King' – Part Sun/Shade, Zone 4-8

2019 Perennial - *Stachys monieri* 'Hummelo' – Full Sun, Zone 4-8

Division of Spring Valley
Greenhouse, Inc.

3100 County Road 10
Canandaigua, NY 14424

WWW.SVGPLANTS.COM
FIND US ON FACEBOOK

PLANT HERE, LEAVE THE MESS WITH US.

We invite you to take advantage of a great service that we offer – custom planting of your combination pots! We plant up your pots here in our store so you can bring home beautiful finished combo pots and leave the mess of planting with us. We can offer design ideas and combination suggestions, or use the specific plants or colors you request. You can browse our selection of pots or bring your favorites from home. **If you are interested in this service, stop in to learn more!**

**MEMORIAL
DAY**
MONDAY,
MAY 27TH

Open
9:00am-5:00pm

Patriotic Planter
Special will be
available for just
\$18.99.

LANDSCAPING SERVICES

We have complete landscape design and installation services available. In addition to planting, we install walks, walls and patios, and perform Spring and Fall clean up and mulching. If you are looking for someone to plant just one tree or do a whole landscape renovation, call us for a free quote.



Landscaped by Spring Valley